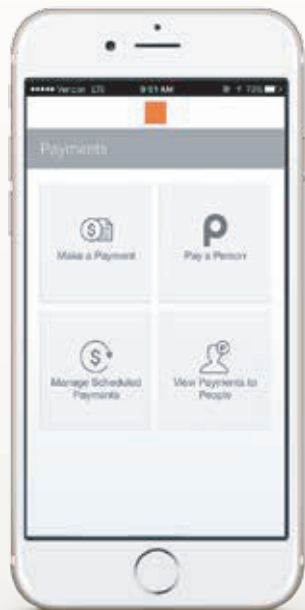


MOBILE BANKING BILL PAY

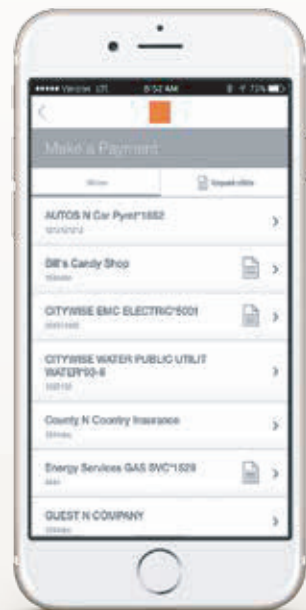
MAKE PAYING YOUR BILLS EASY AND CONVENIENT.



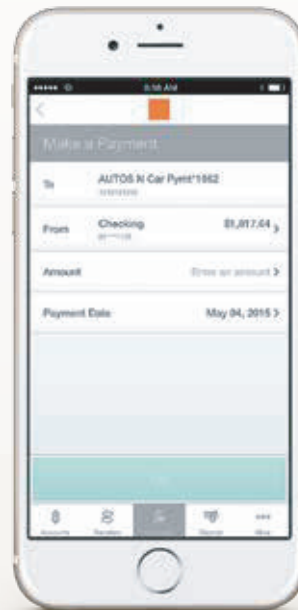
After logging in to the mobile app select "Payments". From "Payments" you have the choice of paying any biller you have previously set up using online banking.



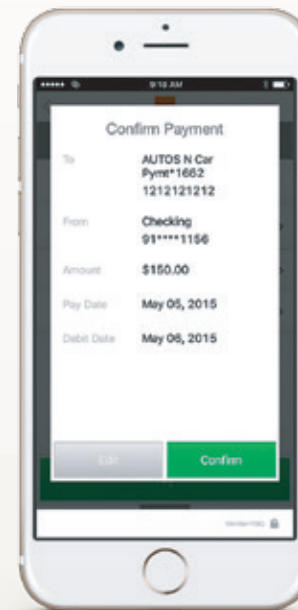
To pay a biller, click "Make a Payment" and select a biller from your list. If they offer eBills, you will see the eBill icon next to their name.



To pay a bill, just select the account then the amount and date to make the payment.



When ready, click pay and then confirm or edit.



From here, you can return to your accounts or make another payment.

