

MOBILE BANKING POPMONEY®

PAY OR GET PAID ON YOUR MOBILE PHONE*



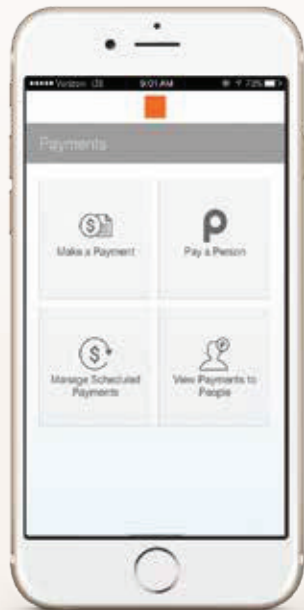
**Mohave
State
Bank**



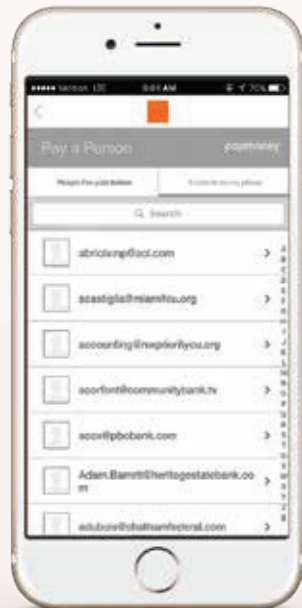
**Country
Bank**

A Division of Mohave State Bank

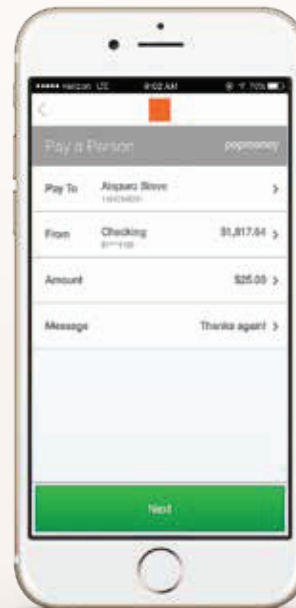
After logging into the mobile app select "Payments" then select "Pay a Person." If it's a new person, you can either add them by entering their information or by importing them from your phone's contacts.



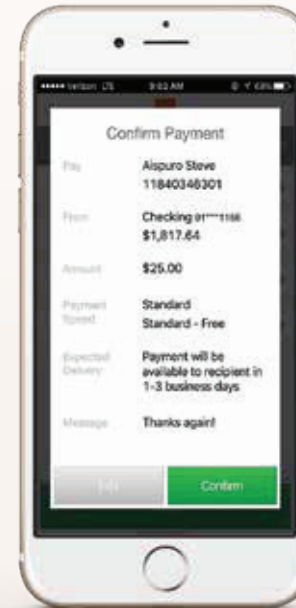
For those you have paid before, simply select how to notify them, either "email" or "phone."



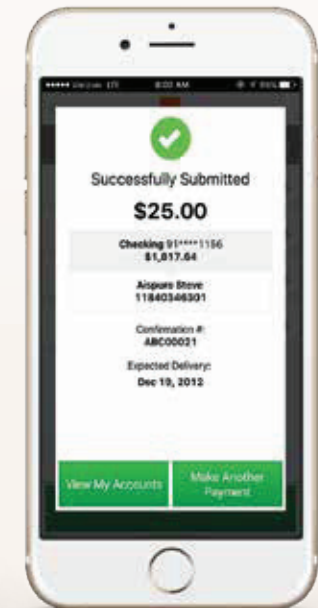
Enter the amount and a message, select a delivery speed, "Standard" or "Express".



Finally, review the details and select confirm.



The confirmation page will verify that your transaction is complete.



*Fees and conditions apply.

Member FDIC