

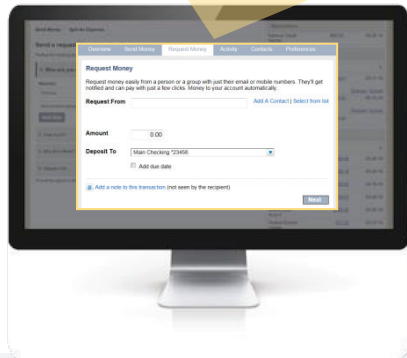
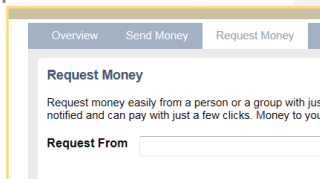
ONLINE BANKING POPMONEY® THE EASY WAY TO SPLIT AN EXPENSE WITH A GROUP



Step 1

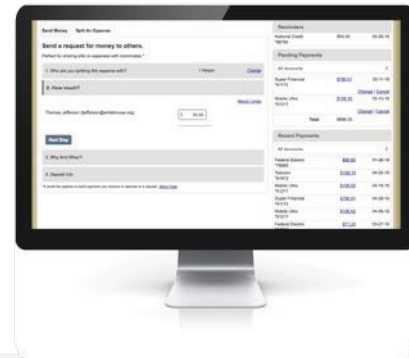
Start by selecting "BILL PAY" then "POPMONEY".

When you need to split an expense, you can request money from other people using Popmoney. Start with whom you are splitting the expense. Enter their name and email address or phone number.



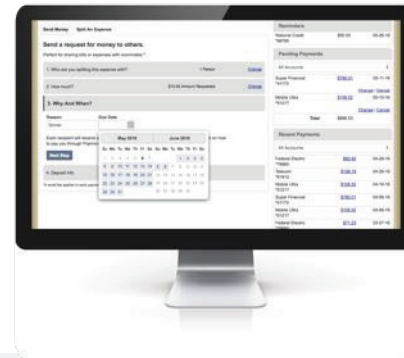
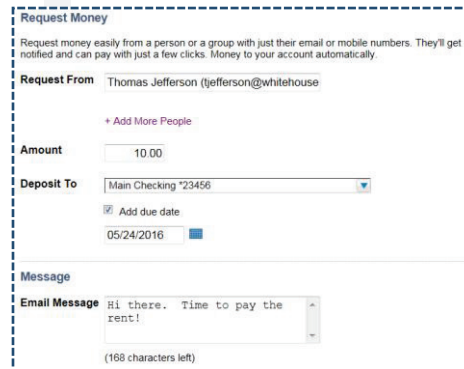
Step 2

Next, enter the amount that they owe you.



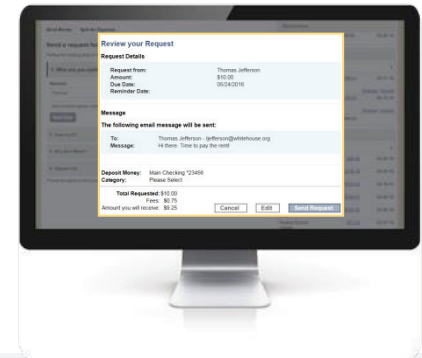
Step 3

Then add the date that the money is due and create a message for the recipient.



Step 4

Review the deposit information and click **Send Request**. The recipient will receive a notification message via email or text.



*Fees and conditions apply.

Member FDIC